



PALLETFORCE



Pallet dimension definition
work with the best



Pallet dimension definition

Palletforce offer generous quarter, half and full pallet definitions as follows:



Full Pallet
1.2m x 1.2m x 2m high
Maximum weight 1,000kg



Half Pallet
1.2m x 1.2m x 2m high
Maximum weight 500kg



Quarter Pallet
1.2 x 1.2m x 1m high
Maximum weight 250kg






Oversize pallets - rates quoted on request

Palletforce PLC
Callister Way
Centrum West
Burton upon Trent
Staffordshire
DE14 2SY

Tel: 08450 944441
www.palletforce.com
sales@palletforce.com

Presentation guidelines

All consignments presented must follow basic guidelines such as:

-  Pallets must be presented on a robust pallet, suitable for transportation.
-  Goods must be secured to the pallet and covered i.e. shrink wrap.
-  Each pallet within the consignment must be clearly labelled with:
 - Destination contact name
 - Destination address
 - Quantity i.e. 1 of 2, 2 of 2
 - Palletforce barcoded consignment label on the front and side of each Pallet.
-  Each pallet must also be labelled with any relevant labels:
 - Limited quantity hazardous goods
 - Fragile or other transit guidelines
-  Each consignment to be accompanied by a two part Delivery Note.